

# BROEGG

TECHNICAL DATA: 39,99 M X 10,50 M FREEZER TWIN RIG TRAWLER - 545 GROSS TONS



## MAIN DIMENSIONS

Length over all.....	39,99 m
Length p.p.....	36,00 m
Beam.....	10,50 m
Depth to main deck.....	4,30 m
Depth to shelter deck.....	6,70 m
Depth to forecastle deck.....	9,00 m

## CAPACITIES

Freezing hold.....	420 m <sup>3</sup>
Fuel oil.....	200 m <sup>3</sup>
Fresh water.....	25 m <sup>3</sup>

## ACCOMODATION

Total number of crew.....	15 persons
Cabins.....	3 pcs one man cabins 6 pcs two men cabins

## DECK MACHINERY

Crane.....	3 tons at 10 metres - Dreggen
Trawlwinches.....	2 x 24 tons
3rd trawls winch (2 motors).....	1 x 24 tons
Net drum.....	1 x 17 tons
Gilsonwinches.....	2 x 14 tons
Sweep line winches.....	4 x 9 tons
Auxiliary winches.....	2 x 1 tons
Cod end winch.....	1 x 7,5 tons
Outhaul winch.....	1 x 7,5 tons
Winch maker.....	Vickers/Ulstein Brattvaag
Power system.....	Electro hydraulic

## FACTORY

Heading and gutting of white fish and freezing in blocks, packing Shrimp factory for sorting and freezing.

## FREEZING MACHINERY

Vertical and horizontal plate freezers..	4 x 16 stations 2 x 20 stations 1 x 24 stations
Ammonia	
Screw compressors	
Hot dip galv. coils in freezing hold	
Freezing capacity pr. 24 hours.....	Appr. 20 tons

## MANOEUVRING SYSTEMS

Flap rudder.....	Barkemeyer flap rudder
Steering gear.....	Tenfjord incl. 2 x power aggregates
Stabilizer.....	Prepared for sea water
Bow thruster.....	1 x 250 HP Brunvoll electrical drifting

## MACHINERY

Main engine.....	MaK 6M25 2500 HP at 750 rpm
Gear and propeller.....	Volda - 3000 mm - 4 blade pitch propeller in fixed nozzle
Auxiliary engines.....	2 x Volvo Penta, 360 kw, 1800 rpm
Shaft generator.....	1 x 780 kw, 1200 rpm, 3 x 440 v

## MACHINERY SYSTEMS

Pumps.....	Allweiler, Vest Jet, Flygt
Fuel Oil separator.....	Alfa Laval
Starting system.....	Air starters
Compressor.....	2 pc starting air compressor incl. tank 30 bar and 2 x 200 ltr air bottles
Hydraulic oil separator...	Make CJC
Bilge oil separator.....	Helisep
Well pumps on deck.....	ABS or Flygt
Waste hatches on deck...	Hydraulically operated

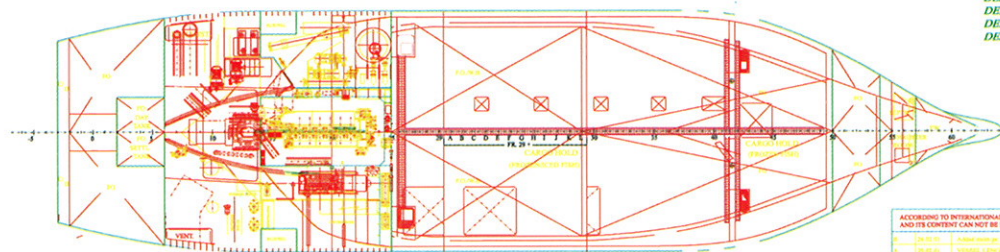
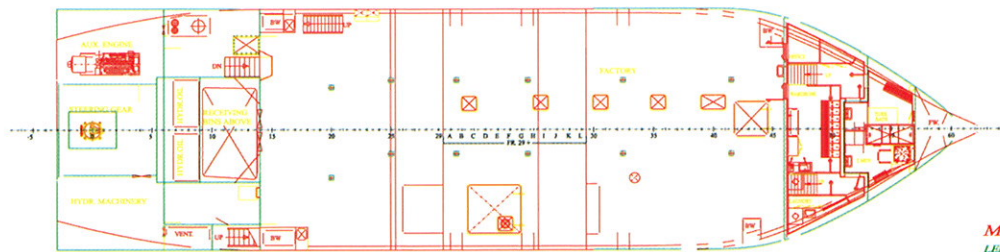
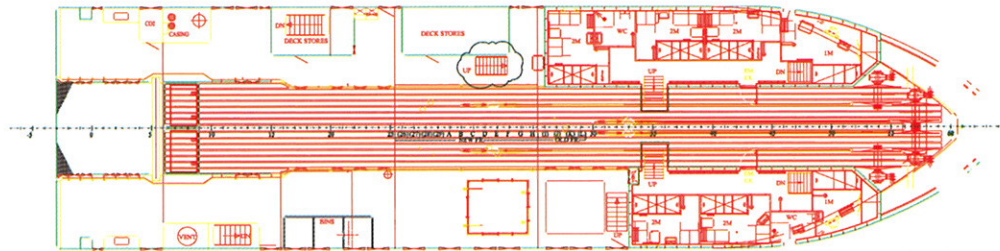
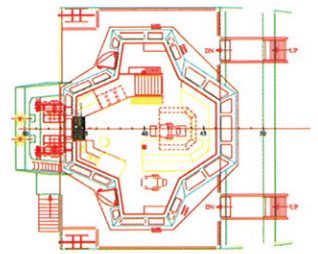
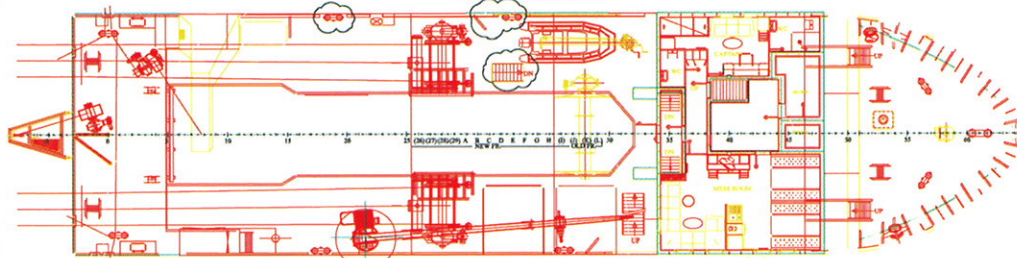
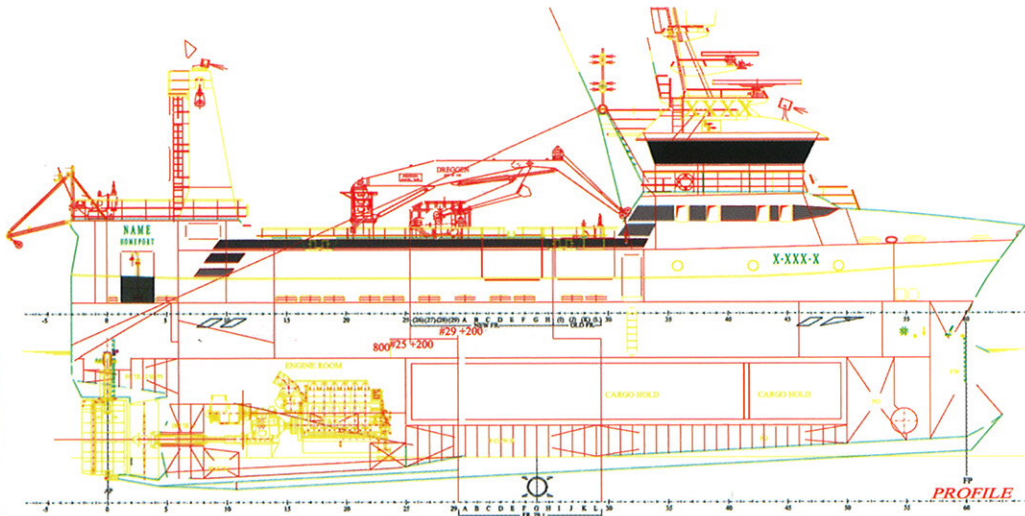
## SHIP SYSTEMS

Firefighting system for engine room.....	Co2
Sounding of tanks.....	Ulstein Automasjon Soundfast
Automation.....	Scana Moland
Fire alarm system.....	Unitor
Power pack for factory and crane.....	2 x pumps incl. tank and cooler
Electronic equipment according to	
Electrical system.....	Main sitchboard, alarm system, starters, lights, cables according to DNV and normal standard for this type of vessel, electrical heating incl. panel heaters



**MetalSHIPS**  
& DOCKS





**MAIN DIMENSIONS:**

LENGTH OVER ALL	33,99+6,00 = 39,99m
LENGTH B. PERP	30,00+6,00 = 36,00m
BREADTH MOULD'D	10,50m
DESIGN DRAUGHT	4,85+0,015 = 4,865m
DEPTH TO MAIN DECK	4,30+0,015 = 4,315m
DEPTH TO TRAWL DECK	6,70+0,015 = 6,715m
DEPTH TO FORECASTLE DECK	9,00+0,015 = 9,015m

ACCORDING TO INTERNATIONAL LAWS THIS DRAWING IS THE PROPERTY OF KVERNDOKK & ELEVBY AS. THE DRAWING AND ITS CONTENT CAN NOT BE MADE PUBLIC, COPIED OR OTHERWISE USED WITHOUT OUR WRITTEN CONSENT.					
REV.	DATE	DESCRIPTION	REV.	DATE	DESCRIPTION
1		ISSUE FOR CONSTRUCTION			
DRAWING NO. NAME		SCALE		DATE	
111 B. (1108) Trawler		1:100			
CUSTOMER		DRAWN		DATE	
RODMAN POLYSHIPS S.A.					
Yard no.: 260-261					
DRAWING TITLE			DRAWING NO.		
GENERAL ARRANGEMENT			1721-00-07-L-B		
<b>KVERNDOKK &amp; ELEVBY AS</b>					
NAVAL ARCHITECTS AND MARINE CONSULTANTS					